

Kristin beth Powers

Student Portfolio

Currently teaching at:

Massachusetts College of Art & Design – Drawing & CE Adjunct Professor

Framingham State University – Ceramics Professor

Rhode Island School of Design – CE Professor

Abiding Heart Education, Nepal - Experiential Art Professor / Teacher Trainer (Remote)

Introduction to Stone Carving

Project: Animal Form

Carve an animal in simplified form.

Give the animal an environment to define its place in space.



Seal
Vermont Marble



Classical Portraiture

Project: Plaster Casting - Clay Bust (*clay original modeled from life*)



Ceramic Portraiture from the Inside Out - Our Head as a Vessel – All Levels

Bust
16" high
Made at Teacher's College
in Nanshan, China



Ceramic Portraiture from the Inside Out - Our Head as a Vessel – All Levels
Major Project: Life Size Ceramic Bust

Busts
@16 – 20" high



Abstracting the Human Figure *(Working experientially with Buddhist teacher training college in Kathmandu, Nepal)*

Project: From a (previously made) sitting Buddha, transform the pose into a expanding vision leaving no clay behind.



Art in our Environment - A Metamorphosis – Advanced Level

Project: Metamorphosis in Nature

Model a series of 7 emotive scenes working within a botanical theme.

Project: Colour Study

Explore how environment and mood is affected by colour change in architectural space and in abstract space.

Study in Metamorphosis
Stoneware
2022
3-12" high




Murals, Mosaics, and Installation.

Project: Cymatics and Sound

Researching the similarity between Cymatics and Sound Waves, we designed, built, and installed custom frames around campus doors.

Exploring Colour
Foundational Studies

Project: Indigenous
Portraits



Perspective
Drawing
Foundational
Studies

Project: View
from Home





First prototype of the staircase mold which failed because the angled portions of the mold made the butter too thin



Liquid butter leaking from the cardboard mold sealed with hot glue

Molding Butter Staircase

The transition of a material from its liquid state to its solid state is fascinating. Inspired by my exploration of concrete and my love for food, I used butter as a medium to mold a set of stairs. This butter staircase is a result of positive space (mold) manipulating the negative space.



Molding concrete in a plastic bag inspired me to create a simple mold out of cardboard and hot glue



Plaster casted in an egg carton triggered my idea to use butter as a molding medium

Material Explorations Studio Foundation

Project: Molding

Explore a material that can be cast through a molding process.



For this project I explored the medium of concrete by creating a lampshade. While creating the mold for the lampshade I hadn't considered the final weight of the concrete which turned out to be 70 kg. Despite this, I decided to make several openings in the object to allow light to escape out of the lampshade. During this process I was shocked by the strength of the wire infrastructure. This motivated me to further break the object down to test the limits of the wire.

Perfection



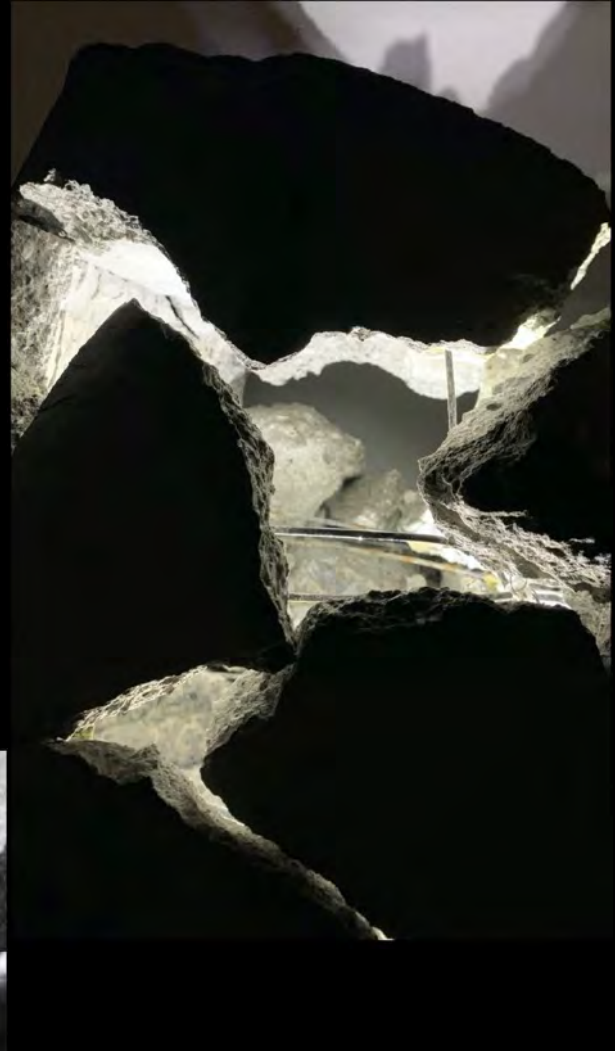
First stage of post-perfection

First stage of post-perfection



Second stage of post-perfection

Second stage of post-perfection



Progressive Destruction
70 kg Concrete Lampshade



Mold making process



Remnants of aluminum foil on the interior of the lampshade



Wire infrastructure held together large portions of concrete


Material Explorations Studio Foundation

Project: Progressive Deconstruction – Explore how a man-made material can deconstruct or destruct over time yet still work.

Material Explorations Studio Foundation

Project: Reconstruction

Explore a material that can be deconstructed and reconstructed into a design prototype.



The three main pieces creates an arch for the user to lay upon



The combination of white gesso and the rough texture of the styrofoam brings out concrete-like characteristics in the model



The triangular base, formed with three large pieces of styrofoam, create a stable base for the chair

Reconstruction

Styrofoam Chair Model

Inspired by Rei Kawakubo's clothing designs for Comme de Garçon, I decided to reconstruct several pieces of ripped styrofoam into a chair held together by several tooth picks. Painting the model in white gesso and taking a close up shot has allowed the chair to come to life and increase in scale.



Knots tying together the sheets of bamboo

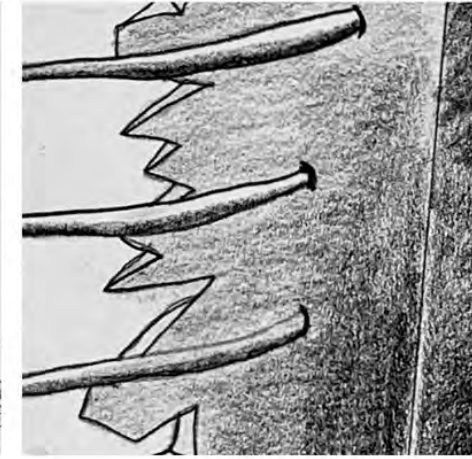
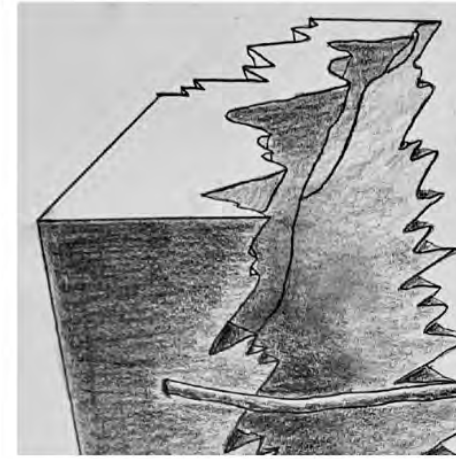
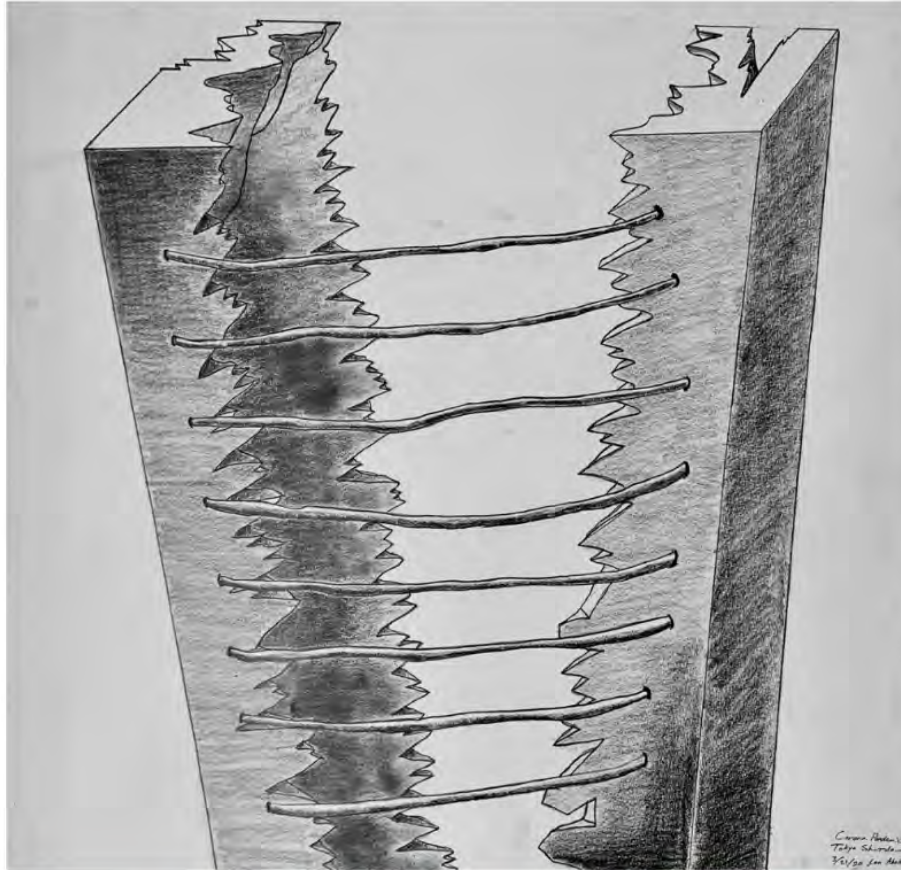


Exposed roots holding together the sand bank



Deconstructing and reconstructing Rei Kawakubo's design

Material Explorations
 Studio Foundation
 Project: Reconnection
 Explore materials through
 the lens of reconnection in
 the environment.



Reconnection

Together by a Thread

Daniel Arsham, contemporary artist who incorporates architectural concepts into his designs, creates sketches of eroded Roman sculptures. Inspired by his work I created a drawing illustrating the abstract concept of embroidery. The wires pulling together the broken pieces of the building express the strength of interior infrastructure.




This succulent represents the theme of reconnection



Entangled drift wood is similar to the threads pulling the ripped building back together



A internal view of a tangerine inspired me to create a drawing representing the reconnection of two separate parts



A pile of rebar reminded me of the strength of infrastructure which is emphasized in this drawing



The flow of concrete illustrated in this photo is related to the reconnection of the broken building



The tape covering this broken window is an inspiration for the threads in the drawing



Sculpting the Human Form

Project: Our Hands

Capture a gestural position.

Project: Casting Our Hands in Plaster

Sculpting the Human Form

Project: Master Plaque

Take a master's drawing of *part* of the human figure and depict it in relief.

Durer's Hands



Intro. to Ceramics

Project: Synthesis – Past, Present, and Future Versions of Ourselves

Project: Create a 'collaged' mural using texture and carving across hand-cut ceramic pieces.

Artist Statement:

"This piece is representative of my past, present, and future. The fluidity of the water and air represent my current state, finding what works for me and "going with the flow." The mountains and the sunlight are meant to show the light that will be in my future along with the structure and support that the mountains hold. The black spiral in the middle piece represents that pain that I had to endure as a child. Although that pain no longer is effecting me (as the black spiral does not continue throughout the piece) it is still a part of me." Stella



Introduction to Ceramics

Project: The Narrative of a Memory

Create a sculptural form that tells a story from your own lived experience.

Lego Man

18" x 6" x 6"

"This specific piece focuses on the imagination and freedom of creation found during one's youth. The Lego man not only depicts my own personal experiences and memories I shared with my two older brothers, but the fantasies that children create and the world's they make. My brothers and I would spend hours at work building stories and realms beyond what you can imagine. It was what we looked forward to each day, and now it resembles something so much greater. It symbolizes the freedom of thought and fantasy, the hopeful ambitions of childhood that so often gets snuffed by the world around us. We must always find our inner imagination, finding the child in our hearts." Regan





Book Arts


Foundational Studies

Project: Building a Manifesto - Handmade Paper, Mono-prints & Transfers, Drawings, Hand-Bound

Drawing Explorations
Foundational Studies

Project: Invisible Elements

Wind



Introduction to Ceramics

Project: The Narrative of a Memory

Create a sculptural form that tells a story from your own lived experience.

Cape Lighthouse
22" x 5" Diameter

"I am very passionate of living in the now. My philosophical perspective is to enjoy the journey not the destination. Take time to enjoy what around you and not the end goal." Pedro

